

1. A micrometer is:

A. 10^{-2} m

B. 10^{-3} m

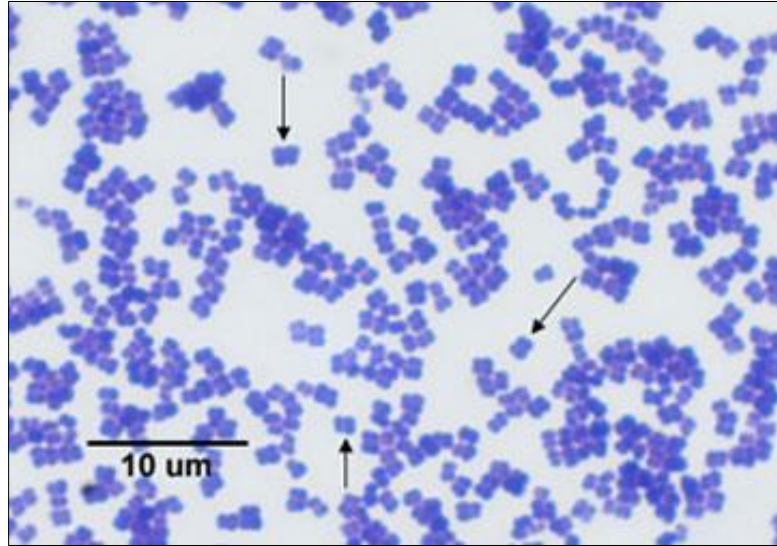
C. 10^{-6} m

D. 10^{-9} m



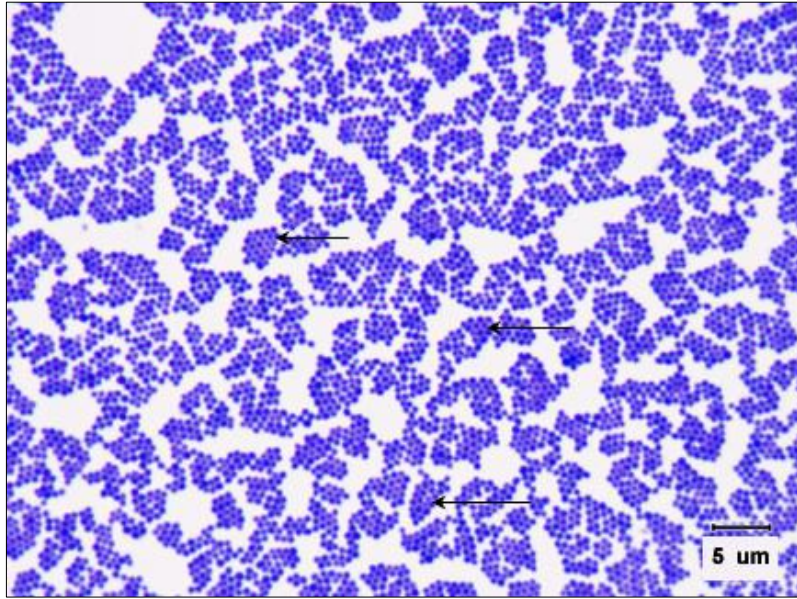
2. What is the shape of this bacterium?

- A. bacillus
- B. coccus
- C. spiral



3. What is the arrangement of this bacterium?

- A. diplococcus
- B. streptococcus
- C. staphylococcus
- D. tetrad or sarcina



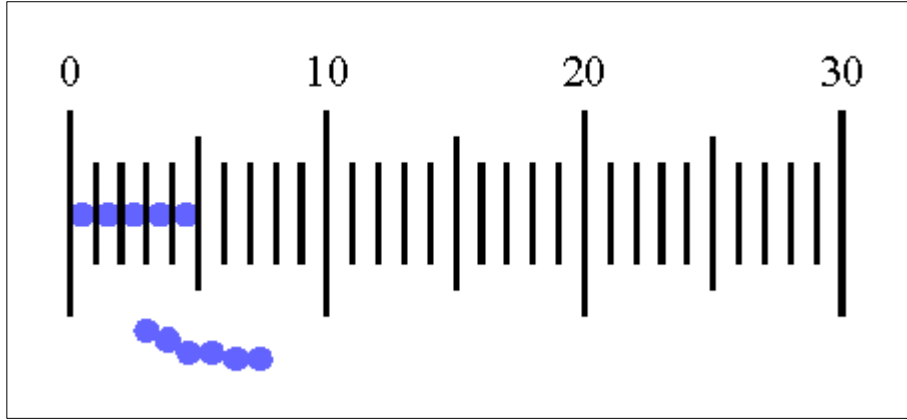
4. What is the arrangement of this bacterium?

- A. diplococcus
- B. streptococcus
- C. staphylococcus
- D. tetrad or sarcina



5. What is the form of this bacterium?

- A. vibrio
- B. spirillum
- C. spirochete
- D. spiral



6. What is the diameter of a single bacterium seen here at 1000X?

- A. 0.5 micrometer
- B. 1.0 micrometer
- C. 5 micrometers
- D. 1 nanometer

7. What is the reason for using immersion oil when viewing a slide at 1000X magnification?

- A. The oil prevents the distortion seen at 1000X.
- B. The oil magnifies the image.
- C. The oil causes refraction of light.

8. Which objective lens is used to view an image at 1000X magnification?

- A. The yellow-striped 10X objective.
- B. The blue-striped 40X objective.
- C. The white-striped 100X objective.